

# Seahawk Equity Long Short Fund

Date: 30.12.2022



## General Information

Fundtype	SICAV (OGAW)
Fund Launch date	15.05.2019
Fund domicile	Luxemburg
Administrator	IPConcept (Luxemburg) S.A.
Custodian Bank	DZ PRIVATBANK S.A.
Fund Volume	55,081,567.23 USD

Source: IPConcept (Luxemburg) S.A. Date: 30.12.2022

## Monthly Commentary

The calendar month of December was difficult for global stock markets. Investor concerns over high inflation, high interest rates, and a global recession resulted in the S&P500 having its worst calendar year performance since 2008, down over 19%. The U.S. central bank (Fed) increased the benchmark federal funds rate again by 0.50%. 10-year US-treasury yields rose by 0.12% up to 3.88% at month end. The price of Brent crude oil was unchanged in December, ending the month at \$85.91 a barrel. In a negative market environment, the energy sector was slightly negative whereas transportation stocks had sold-off. Within the marine transportation segment crude tanker rates fell, averaging \$ 49k throughout the month for VLCCs. Dry bulk rates increased from \$13k/day to 15k/day (Capesize). The Shanghai Containerized Freight Index (SCFI) was flat from a month ago and is down 86% year on year. The overall fund performance (USD share class) was neutral. Short positions had a positive contribution.

Source: Seahawk Investments GmbH Date: 30.12.2022

## Top 5 Contributors MTD

Tidewater Inc.	0.52 %
Hoegh Autoliners ASA	0.40 %
Stoxx 600 Oil & Gas Futures short	0.33 %
Russell 2000 Futures short	0.32 %
S&P 500 Futures short	0.20 %

Source: Seahawk Investments GmbH Date: 30.12.2022

## Bottom 5 Contributors MTD

BW Energy Ltd. long	-0.16 %
Hafia Ltd. long	-0.26 %
International Seaways long	-0.34 %
Golar LNG Ltd. long	-0.34 %
Southwest Airlines long	-0.51 %

Source: Seahawk Investments GmbH Date: 30.12.2022

## Investment Strategy

The Seahawk Equity Long Short Fund is a global long/short equity fund. The Fund's objective is to achieve superior absolute risk-adjusted returns over the long term. Focusing on energy and transportation sectors and other related industries Seahawk employs a fundamental approach to seek out individual long and short opportunities. The fund invests in equities as well as secured and unsecured fixed income instruments opportunistically. The fund aims at long term capital appreciation with a strong focus on risk management.

Date: 30.12.2022

## Fund Performance<sup>(2)(4)\*</sup> USD S

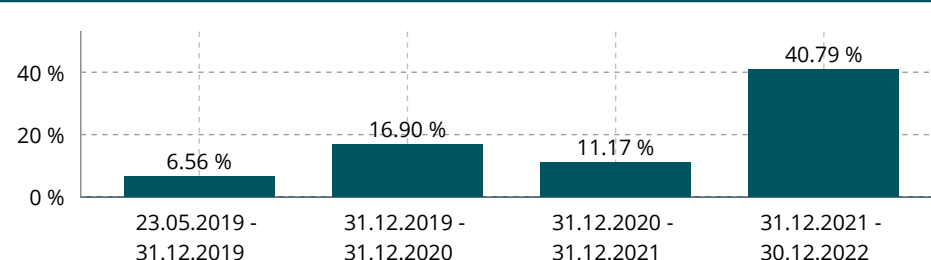


Source: IPConcept (Luxemburg) S.A.

Date: 30.12.2022

Since launch (cumulative)	94.98 %
Annualised Return	20.33 %
Annualised Volatility	20.12 %
Sharpe Ratio	1.03
Largest Monthly Loss since launch	-10.89 %
Largest Monthly Gain since launch	37.93 %

## Discrete Performance<sup>(2)\*</sup> USD S



Source: IPConcept (Luxemburg) S.A.

Date: 30.12.2022

## Net Performance<sup>(2)\*</sup> (in %) USD S (Closed)

	Jan	Feb	Mar	Apr	May	Jun	Jul	Aug	Sep	Oct	Nov	Dec	YTD
2022	+1.3	+9.2	+8.0	+0.3	+5.9	-4.9	+1.8	+3.8	-2.9	+9.2	+3.5	+0.5	+40.8
2021	+2.8	+5.9	+1.3	+2.7	+2.5	-1.5	-5.8	+3.1	+6.5	+2.6	-10.9	+2.9	+11.2
2020	-7.3	-8.1	-7.6	+1.0	+4.5	+1.1	+3.0	+2.3	-9.0	-3.3	+37.9	+8.8	+16.9
2019	-	-	-	-	-1.5	+1.5	-2.7	-0.5	+2.9	+3.1	-0.3	+4.1	+6.6

Source: IPConcept (Luxemburg) S.A.

Date: 30.12.2022

## Net Performance<sup>(2)\*</sup> (in %) EUR R

	Jan	Feb	Mar	Apr	May	Jun	Jul	Aug	Sep	Oct	Nov	Dec	YTD
2022	+2.4	+8.4	+9.0	+6.2	+3.4	-2.5	+4.6	+5.4	-1.3	+7.7	-0.5	-2.6	+47.4
2021	+3.8	+4.9	+5.3	-0.3	+1.9	+0.4	-5.5	+3.7	+7.7	+1.9	-7.6	+1.5	+18.0
2020	-6.6	-7.7	-8.1	+2.5	+2.5	-0.7	-1.8	+1.4	-7.7	-2.7	+35.7	+6.5	+6.8
2019	-	-	-	-	-	-	-	+0.1	+3.7	+1.3	+0.5	+2.8	+6.3

Source: IPConcept (Luxemburg) S.A.

Date: 30.12.2022

## Net Performance<sup>(2)\*</sup> (in %) EUR I

	Jan	Feb	Mar	Apr	May	Jun	Jul	Aug	Sep	Oct	Nov	Dec	YTD
2022	-	-	-	-	-	-	-	-	-3.6	+7.8	-0.5	-2.6	+0.8

Source: IPConcept (Luxemburg) S.A.

Date: 30.12.2022

\* Performance numbers are calculated according to the BVI method, which is net of all costs. Past performance is not a reliable indicator for future performance.

# Seahawk Equity Long Short Fund

Date: 30.12.2022

## Net Performance<sup>(2)\*</sup> (in %) EUR S (Closed)

	Jan	Feb	Mar	Apr	May	Jun	Jul	Aug	Sep	Oct	Nov	Dec	YTD
2022	+2.6	+8.5	+8.6	+6.0	+3.5	-2.3	+4.7	+5.4	-1.2	+7.7	-0.2	-2.3	+48.4
2021	+3.4	+5.3	+5.3	-0.3	+2.0	+0.5	-5.4	+3.8	+7.8	+2.0	-7.5	+1.6	+18.6
2020	-6.4	-7.5	-8.0	+2.6	+2.6	-0.6	-1.7	+1.4	-7.7	-2.7	+35.4	+6.5	+7.6
2019	-	-	-	-	-1.0	-0.6	-0.8	+0.2	+3.8	+1.6	+0.6	+2.8	+6.7

Source: IPConcept (Luxemburg) S.A.

Date: 30.12.2022

\* Performance numbers are calculated according to the BVI method, which is net of all costs. Past performance is not a reliable indicator for future performance.

## Portfolio Structure

### Exposure (% NAV)

Exposure Long	83.76%
Exposure Short	25.17%
Net Exposure	58.59%

Source: Seahawk Investments GmbH

### Number of Positions

Positions Long	46
Positions Short	3
Positions Total	49

Date: 30.12.2022

## Top Holdings<sup>(3)</sup> (%)

### Long Positions

Hafnia Ltd	5.17 %
AerCap Holdings	4.08 %
Engie SA	4.06 %
Gram Car Carriers ASA	3.91 %
Southwest Airlines	3.49 %

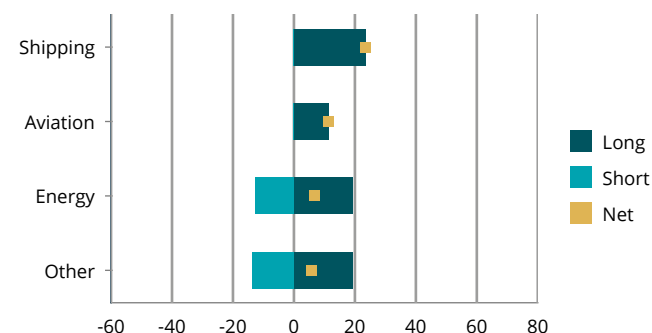
Source: Seahawk Investments GmbH

### Short Positions

Russell2000 Futures	-6.32 %
S&P500 Futures	-7.25 %
Stoxx600 Oil&Gas Futures	-11.60 %

Date: 30.12.2022

## Sector Exposures (%)\*

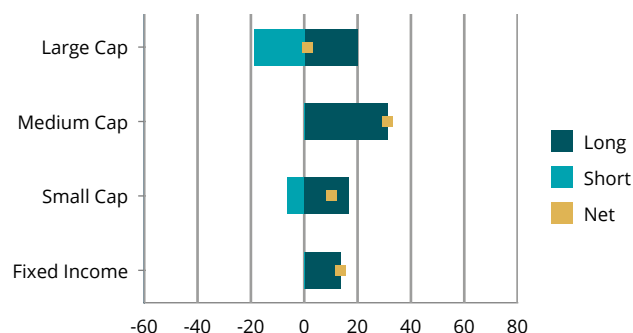


\*All exposure levels are delta-adjusted (including options and total return swaps)

Source: Seahawk Investments GmbH

Date: 30.12.2022

## Market Exposures (%)\*

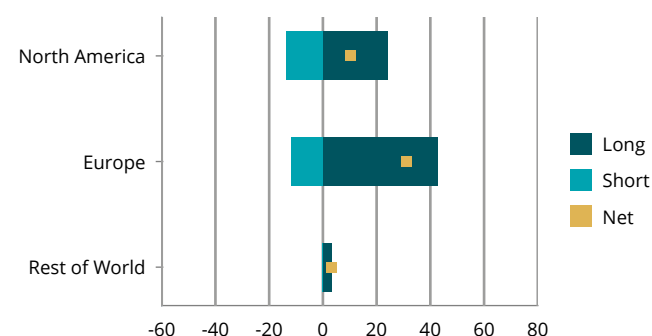


\*All exposure levels are delta-adjusted (including options and total return swaps)

Source: Seahawk Investments GmbH

Date: 30.12.2022

## Region Exposures (%)\*



\*All exposure levels are delta-adjusted (including options and total return swaps)

Source: Seahawk Investments GmbH

Date: 30.12.2022


## Portfolio Liquidity (in % of NAV)

1 Day	78.23%
5 Days	21.77%
> 5 Days	0.00%

Source: Seahawk Investments GmbH

Date: 30.12.2022

## Synthetic Risk and Reward Indicator (SRRI)



Source: IPConcept (Luxemburg) S.A.

Date:

## Fund Advisor

Seahawk Investments GmbH

Phone: +49 6171 / 698 66-66

Feldbergstrasse 57

E-Mail: hc@seahawk-investments.com

61440 Oberursel

## Fund Terms<sup>(1)</sup>

	S (Closed)	S (Closed)	I	I	R	R
Minimum Investment	USD 125,000	EUR 100,000	USD 125,000	EUR 100,000	USD 12,500	-
Currency	USD	EUR	USD	EUR	USD	EUR
Max. subscription Fee	0%	0%	5%	5%	5%	5%
Management Fee incl. Investment Adviser Fee	0.40%	0.40%	1.25%	1.25%	1.50%	1.50%
Performance Fee (High Water Mark, no hurdle)	15%	15%	15%	15%	15%	15%
Redemption Fee (up to 24 months after launch)	5%	5%	0%	0%	0%	0%
Custodian Fee	0.05%	0.05%	0.05%	0.05%	0.05%	0.05%
Liquidity	Daily	Daily	Daily	Daily	Daily	Daily
Fiscal Year End	30.04.	30.04.	30.04.	30.04.	30.04.	30.04.
Share Class	Accumulating	Accumulating	Accumulating	Accumulating	Accumulating	Accumulating
ISIN	LU1910828851	LU1910828935	LU1910829073	LU1910829156	LU1910829230	LU1910829313
Custodian Bank	DZ PRIVATBANK S.A.					
Administrator	IPConcept (Luxemburg) S.A.					
Fund Advisor	Seahawk Investments GmbH*					
Auditor	Ernst & Young					

Source: IPConcept (Luxemburg) S.A.

Date: 30.12.2022

\*Seahawk Investments GmbH is a tied agent under the liability umbrella of BN & Partners AG, Steinstrasse 33, 50374 Erfstadt

## Awards



Lipper Leaders  
Time Period 3 years:



## Footnotes

(1) The performance-related remuneration is based on the past financial year. The key fund data is determined on the basis of daily information.

No fund data is determined for funds launched less than one year ago.

(2) Past performance is not a reliable indicator of future trends. Performance is determined using the BVI method (without taking front-end loads into consideration). With an investment amount of EUR 10,000 over a five-year investment period and a 5% front-end load, the front-end load amounting to EUR 500 and any additional custodian fees incurred would be deducted from the investment result during the first year. Any individual custodian costs incurred may be deducted from the investment result over subsequent years. Performance is determined using the BVI method. The fund performance in line with the BVI method is the percentage change in the unit value between the beginning and the end of the calculation period. The BVI fund category is derived from the fine categorisation of the BVI.

(3) The top 5 holdings are understood to have taken derivatives into account. All information on the asset-class shares (large cap, medium cap and small cap) relates to the Fund's assets. All information on the asset-class fixed income relates to the Fund's assets.

(4) Risk information: On account of its composition/the techniques used by fund management, the investment fund shows an increased level of volatility. This means that the unit prices may fluctuate significantly upwards or downwards within short time periods.

Under normal market conditions, the key performance data and risk-adjusted performance data refer to a period covering the past three years. With funds launched between one and three years ago, the key data refers to the period since the fund's launch.

Volatility: Volatility normally means the fluctuation risk of, for instance, a fund. The standard deviation of the performance figures over the period under consideration serves as the mathematical basis; when annualised, this is described as volatility. Volatility of 5% with an average annual performance of 7% means that the next annual performance will (with a 68.27% probability rate) probably be between 2% (=7%-5%) and 12% (=7%+5%).

Sharpe ratio: The Sharpe ratio is the difference between the performance achieved per annum and the risk-free interest rate (Deutsche Bank USD 1 M LIBOR TR Index), divided by the volatility. Therefore, it can be interpreted as the risk premium per unit measured against the overall risk entered into. As a general rule, the higher it is, the better (high performance with a low risk). Owing to their relative size, Sharpe ratios of various portfolios can be compared with one another.

## Disclaimer Seahawk Equity Long Short Fund

---

This document is a customer information ("CI") within the meaning of the German Securities Trading Act, the "CI" is addressed to natural persons and legal entities with their habitual residence or registered office in Germany and is used exclusively for informational purposes.

This "CI" cannot replace an individual investment- and investor-friendly advice and does not justify a contract or any other obligation or represent any kind of contractual offer. Furthermore, the contents do not constitute investment advice, an individual investment recommendation, an invitation to subscribe for securities or a declaration of intent or a request to conclude a contract for a transaction in financial instruments. Also, it was not written with the intention of providing legal or tax advice. The tax treatment of transactions depends on the personal circumstances of the respective customer and may be subject to future changes. The individual circumstances of the recipient (including the economic and financial situation) were not taken into account in the preparation of the "CI".

An investment in mentioned financial instruments / investment strategy / financial service involves certain product specific risks - e.g. Market or industry risks and risk in currency, default, liquidity, interest rate and credit - and is not suitable for all investors. Therefore, potential prospects should make an investment decision only after a detailed investment advisory session by a registered investment advisor and after consulting all available sources of information. For further information, please refer to the "Key Investor Information" and the securities prospectus: <https://www.ipconcept.com/>

Past performance is not a reliable indicator of future performance. Recommendations and forecasts are non-binding value judgments about future events and may therefore prove to be inaccurate with respect to the future development of a product. The listed information refers exclusively to the time of the creation of this "CI", a guarantee for timeliness and continued correctness cannot be accepted.

The above content reflects only the opinions of the author, a change of opinion is possible at any time, without it being published. The present "CI" is protected by copyright, any duplication and commercial use are not permitted. Date: 30.12.2022

Editor: Seahawk Investments GmbH, Feldbergstrasse 57, 61440 Oberursel acts as a tied agent (section 3 (2) German Wertpapierinstitutsgesetz (WpIG)) on behalf of, in the name of, for account and under the liability of the responsible legal entity BN & Partners Capital AG, Steinstrasse 33, 50374 Erftstadt. BN & Partners Capital AG has a corresponding license (section 15 WpIG) from the German Federal Financial Supervisory Authority (BaFin) for the provision of investment advice in accordance with section 2 (2) no. 4 WpIG and investment brokerage according to section 2 (2) no. 3 WpIG.

Please note that the information from Lipper Leaders relates to the previous month.. All rights reserved. Lipper Leaders - © 2022 Lipper

Lipper Leaders Ranking Criteria - Ratings from 1 (low) to 5 (high) First Number = Total Return; Second Number = Consistent Return; Third Number = Preservation; Fourth Number = Expense