

Seahawk Equity Long Short Fund

Date: 29.09.2023



General Information

Fundtype	SICAV (OGAW)
Fund Launch date	15.05.2019
Fund domicile	Luxemburg
Management Company	Lemanik Asset Management S.A.
Custodian Bank	CACEIS Investor Services Bank S.A.
Fund Volume	74,913,348.99 USD
Prime Broker	Morgan Stanley
Auditor	Ernst & Young
Legal Advisor	Arendt & Medernach

Source: CACEIS Investor Services Bank S.A. Date: 29.09.2023

Top Sector MTD

Other Transportation Short	1.00 %
Product Shipping long	0.65 %
LPG Shipping short	0.32 %
Crude Shipping long	0.31 %
Russell 2000 Futures short	0.28 %

Source: Seahawk Investments GmbH Date: 29.09.2023

Bottom Sector MTD

Freight Services short	0.28 %
Offshore Supply long	0.05 %
Oil & Gas long	-0.10 %
Stoxx 600 Oil & Gas short	-0.18 %
Dry Bulk Shipping long	-0.98 %

Source: Seahawk Investments GmbH Date: 29.09.2023

Investment Strategy

The Seahawk Equity Long Short Fund is a global long/short equity fund. The Fund's objective is to achieve superior absolute risk-adjusted returns over the long term. Focusing on energy and transportation sectors and other related industries Seahawk employs a fundamental approach to seek out individual long and short opportunities. The fund invests in equities as well as secured and unsecured fixed income instruments opportunistically. The fund aims at long term capital appreciation with a strong focus on risk management.

Date: 29.09.2023

Fund Performance^{(2)(4)*} USD S



Since launch (cumulative)	107.92 %
Annualised Return	18.30 %
Annualised Volatility	18.86 %
Sharpe Ratio	0.96
Fund Beta (Daily)*	0.39
Calmar Ratio**	2.83

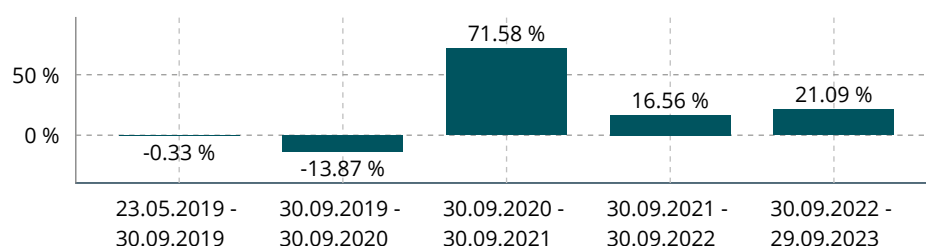
*Fund Beta vs. MSCI World Index

**Calmar Ratio last 36 months

Source: CACEIS Investor Services Bank S.A.

Date: 29.09.2023

Discrete Performance^{(2)*} USD S



Source: CACEIS Investor Services Bank S.A.

Date: 29.09.2023

Net Performance^{(2)*} (in %) USD S (Closed)

	Jan	Feb	Mar	Apr	May	Jun	Jul	Aug	Sep	Oct	Nov	Dec	YTD
2023	+2.6	+1.6	-0.6	0.0	-3.3	+2.1	+3.2	-0.4	+1.4	-	-	-	+6.6
2022	+1.3	+9.2	+8.0	+0.3	+5.9	-4.9	+1.8	+3.8	-2.9	+9.2	+3.5	+0.5	+40.8
2021	+2.8	+5.9	+1.3	+2.7	+2.5	-1.5	-5.8	+3.1	+6.5	+2.6	-10.9	+2.9	+11.2
2020	-7.3	-8.1	-7.6	+1.0	+4.5	+1.1	+3.0	+2.3	-9.0	-3.3	+37.9	+8.8	+16.9
2019	-	-	-	-	-1.5	+1.5	-2.7	-0.5	+2.9	+3.1	-0.3	+4.1	+6.6

Source: CACEIS Investor Services Bank S.A.

Date: 29.09.2023

Net Performance^{(2)*} (in %) EUR R

	Jan	Feb	Mar	Apr	May	Jun	Jul	Aug	Sep	Oct	Nov	Dec	YTD
2023	+0.9	+3.8	-3.3	-0.9	-0.9	+0.5	+1.7	+0.4	+4.3	-	-	-	+6.5
2022	+2.4	+8.4	+9.5	+5.7	+3.4	-2.5	+4.6	+5.4	-1.3	+7.7	-0.5	-2.6	+47.4
2021	+3.8	+4.9	+5.3	-0.3	+1.9	+0.4	-5.5	+3.7	+7.7	+1.9	-7.6	+1.5	+18.0
2020	-6.6	-7.7	-8.1	+2.5	+2.5	-0.7	-1.8	+1.4	-7.7	-2.7	+35.7	+6.5	+6.8
2019	-	-	-	-	-	-	-	+0.1	+3.7	+1.3	+0.4	+2.8	+6.3

Source: CACEIS Investor Services Bank S.A.

Date: 29.09.2023

Net Performance^{(2)*} (in %) EUR I

	Jan	Feb	Mar	Apr	May	Jun	Jul	Aug	Sep	Oct	Nov	Dec	YTD
2023	+1.0	+4.0	-3.4	-0.9	-0.8	+0.4	+1.8	+0.4	+4.6	-	-	-	+7.1
2022	-	-	-	-	-	-	-	-	-3.6	+7.8	-0.5	-2.6	+0.8

Source: CACEIS Investor Services Bank S.A.

Date: 29.09.2023

* Performance numbers are calculated according to the BVI method, which is net of all costs. Past performance is not a reliable indicator for future performance.

Seahawk Equity Long Short Fund

Date: 29.09.2023

Net Performance^{(2)*} (in %) EUR S (Closed)

	Jan	Feb	Mar	Apr	May	Jun	Jul	Aug	Sep	Oct	Nov	Dec	YTD
2023	+0.9	+3.9	-3.1	-0.8	-0.8	+0.5	+1.8	+0.5	+4.4	-	-	-	+7.5
2022	+2.6	+8.5	+8.6	+6.0	+3.5	-2.3	+4.7	+5.4	-1.2	+7.7	-0.2	-2.3	+48.4
2021	+3.4	+5.3	+5.3	-0.3	+2.0	+0.5	-5.4	+3.8	+7.8	+2.0	-7.5	+1.6	+18.6
2020	-6.4	-7.5	-8.0	+2.6	+2.6	-0.6	-1.7	+1.4	-7.7	-2.7	+35.4	+6.5	+7.6
2019	-	-	-	-	-1.0	-0.6	-0.8	+0.2	+3.8	+1.6	+0.6	+2.8	+6.7

Source: CACEIS Investor Services Bank S.A.

Date: 29.09.2023

* Performance numbers are calculated according to the BVI method, which is net of all costs. Past performance is not a reliable indicator for future performance.

Portfolio Structure

Exposure (% NAV)	
Exposure Long	82.70%
Exposure Short	37.71%
Net Exposure	44.99%

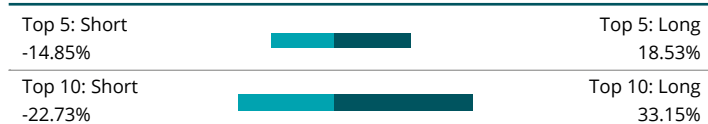
Source: Seahawk Investments GmbH

Number of Positions*	
Positions Long	48
Positions Short	14
Positions Total	62

*Positions < 0.5% not considered

Date: 29.09.2023

Top Holdings⁽³⁾ (%)



Source: Seahawk Investments GmbH

Date: 29.09.2023

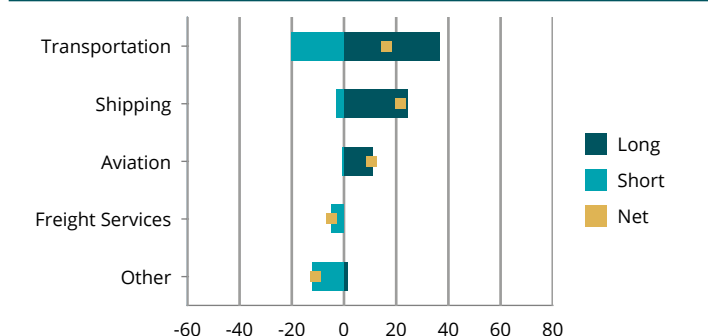
Synthetic Risk Indicator (SRI)



Source: CACEIS Investor Services Bank S.A.

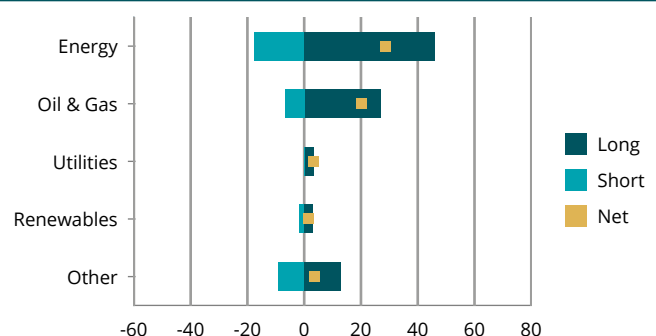
The risk indicator assumes a holding period of 5 years

Sector Exposures (%)*



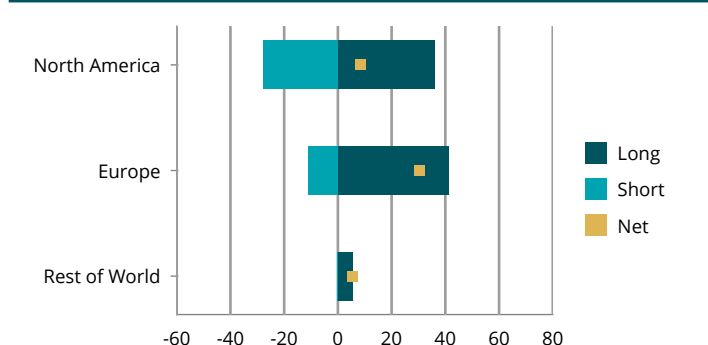
*All exposure levels are delta-adjusted (including options and total return swaps)

Source: Seahawk Investments GmbH



Date: 29.09.2023

Region Exposures (%)*

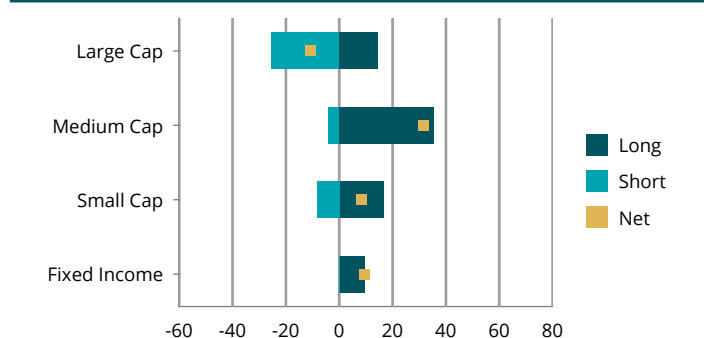


*All exposure levels are delta-adjusted (including options and total return swaps)

Source: Seahawk Investments GmbH

Date: 29.09.2023

Market Exposures (%)*



*All exposure levels are delta-adjusted (including options and total return swaps)

Source: Seahawk Investments GmbH

Date: 29.09.2023

Seahawk Equity Long Short Fund

Date: 29.09.2023

SEAHAWK
INVESTMENTS

Fund Advisor

Seahawk Investments GmbH

Phone: +49 6924 / 40 44-10

Bettinastrasse 62

E-Mail: hc@seahawk-investments.com

60325 Frankfurt am Main

Fund Terms⁽¹⁾

	S (Closed)	S (Closed)	I	I	R	R
Minimum Investment	USD 125,000	EUR 100,000	USD 125,000	EUR 100,000	USD 12,500	EUR 1,000
Currency	USD	EUR	USD	EUR	USD	EUR
Max. subscription Fee	0%	0%	5%	5%	5%	5%
Management Fee incl. Investment Adviser Fee	0.41%	0.41%	1.26%	1.26%	1.51%	1.51%
Performance Fee (High Water Mark, no hurdle)	15%	15%	15%	15%	15%	15%
Custodian Fee	0.025%	0.025%	0.025%	0.025%	0.025%	0.025%
Liquidity	Daily	Daily	Daily	Daily	Daily	Daily
Fiscal Year End	30.04.	30.04.	30.04.	30.04.	30.04.	30.04.
Share Class	Accumulating	Accumulating	Accumulating	Accumulating	Accumulating	Accumulating
ISIN	LU1910828851	LU1910828935	LU1910829073	LU1910829156	LU1910829230	LU1910829313
Custodian Bank	CACEIS Investor Services Bank S.A.					
Management Company	Lemanik Asset Management S.A.					
Fund Advisor	Seahawk Investments GmbH*					
Auditor	Ernst & Young					

Source: Lemanik Asset Management S.A.

Date: 29.09.2023

*Seahawk Investments GmbH is a tied agent under the liability umbrella of BN & Partners AG, Steinstrasse 33, 50374 Erfstadt

Awards



Lipper Leaders
Time Period 3 years:

5

Total Return

5

Consistent Return

3

Preservation

1

Expense



Footnotes

(1) The performance-related remuneration is based on the past financial year. The key fund data is determined on the basis of daily information.

No fund data is determined for funds launched less than one year ago.

(2) Past performance is not a reliable indicator of future trends. Performance is determined using the BVI method (without taking front-end loads into consideration). With an investment amount of EUR 10,000 over a five-year investment period and a 5% front-end load, the front-end load amounting to EUR 500 and any additional custodian fees incurred would be deducted from the investment result during the first year. Any individual custodian costs incurred may be deducted from the investment result over subsequent years. Performance is determined using the BVI method. The fund performance in line with the BVI method is the percentage change in the unit value between the beginning and the end of the calculation period. The BVI fund category is derived from the fine categorisation of the BVI.

(3) The top 5 holdings are understood to have taken derivatives into account. All information on the asset-class shares (large cap, medium cap and small cap) relates to the Fund's assets. All information on the asset-class fixed income relates to the Fund's assets.

(4) Risk information: On account of its composition/the techniques used by fund management, the investment fund shows an increased level of volatility. This means that the unit prices may fluctuate significantly upwards or downwards within short time periods.

Under normal market conditions, the key performance data and risk-adjusted performance data refer to a period covering the past three years. With funds launched between one and three years ago, the key data refers to the period since the fund's launch.

The Seahawk Equity Long Short Fund is an actively managed fund which is not managed in reference to any benchmark.

Volatility: Volatility normally means the fluctuation risk of, for instance, a fund. The standard deviation of the performance figures over the period under consideration serves as the mathematical basis; when annualised, this is described as volatility. Volatility of 5% with an average annual performance of 7% means that the next annual performance will (with a 68.27% probability rate) probably be between 2% (=7%-5%) and 12% (=7%+5%).

Sharpe ratio: The Sharpe ratio is the difference between the performance achieved per annum and the risk-free interest rate (Deutsche Bank USD 1 M LIBOR TR Index), divided by the volatility. Therefore, it can be interpreted as the risk premium per unit measured against the overall risk entered into. As a general rule, the higher it is, the better (high performance with a low risk). Owing to their relative size, Sharpe ratios of various portfolios can be compared with one another.

Disclaimer Seahawk Equity Long Short Fund

This document is a customer information ("CI") within the meaning of the German Securities Trading Act (WpHG), the "CI" is directed exclusively to professional clients within the meaning of section 67 WpHG (natural and juristic persons) with habitual residence or registered office in Germany and is used solely for informational purposes.

This "CI" cannot replace an individual investment- and investor-friendly advice and does not justify a contract or any other obligation. Furthermore, the contents do not constitute investment advice, an individual investment recommendation, an invitation to subscribe for securities or a declaration of intent or a request to conclude a contract for a transaction in financial instruments. Also, it was not written with the intention of providing legal or tax advice. The tax treatment of transactions depends on the personal circumstances of the respective customer and may be subject to future changes. The individual circumstances of the recipient (including the economic and financial situation) were not taken into account in the preparation of the "CI".

Past performance is not a reliable indicator of future performance. Recommendations and forecasts are non-binding value judgments about future events and may therefore prove to be inaccurate with respect to the future development of a product. The listed information refers exclusively to the time of the creation of this "CI", a guarantee for timeliness and continued correctness cannot be accepted.

An investment in mentioned financial instruments / investment strategy / financial service involves certain product specific risks - e.g. Market or industry risks and risk in currency, default, liquidity, interest rate and credit - and is not suitable for all investors. Therefore, potential prospects should make an investment decision only after a detailed investment advisory session by a registered investment advisor and after consulting all available sources of information. For further information, please refer to the "Key Investor Information" and the securities prospectus for free: <https://www.lemanigroup.com/>. The information will be made available to you in German.

The above content reflects only the opinions of the author, a change of opinion is possible at any time, without it being published. The present "CI" is protected by copyright, any duplication and commercial use are not permitted. Date: 29.09.2023

Editor: Seahawk Investments GmbH, Feldbergstrasse 57, 61440 Oberursel acts as a tied agent (section 3 (2) German Wertpapierinstitutsgesetz (WpIG)) on behalf of, in the name of, for account and under the liability of the responsible legal entity BN & Partners Capital AG, Steinstrasse 33, 50374 Erftstadt. BN & Partners Capital AG has a corresponding license (section 15 WpIG) from the German Federal Financial Supervisory Authority (BaFin) for the provision of investment advice in accordance with section 2 (2) no. 4 WpIG and investment brokerage according to section 2 (2) no. 3 WpIG.

Foreign Exchange Fluctuations may have a negative impact on performance results.

Please note that the information from Lipper Leaders relates to the previous month.. All rights reserved. Lipper Leaders - © 2023 Lipper
Lipper Leaders Ranking Criteria - Ratings from 1 (low) to 5 (high) First Number = Total Return; Second Number = Consistent Return; Third Number = Preservation; Fourth Number = Expense